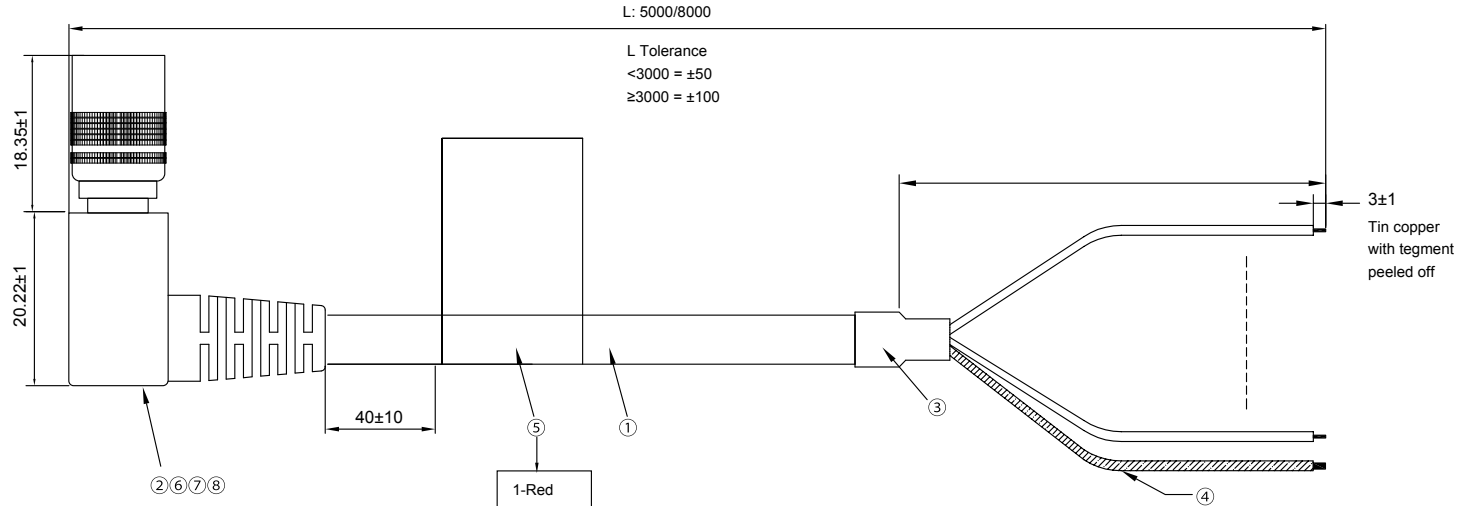
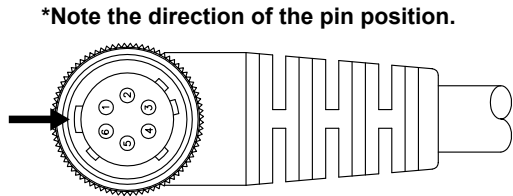


REVISION				
SYM	DESCRIPTION	DATE	WRIT	APPR
A	New Release	15JUL2019	XIANG	ERIC

Connector Specification



CN1

CN2

- 1-Red
- 2-Green
- 3-Orange
- 4-Brown
- 5-Yellow
- 6-Black

PIC	Pin	Clour
	1	Red
	2	Green
	3	Orange
	4	Brown
	5	Yellow
	6	Black

Wiring Diagram

CN1		CN2
1	Red	Open
2	Green	Open
3	Orange	Open
4	Brown	Open
5	Yellow	Open
6	Black	Open
Shell	Group	Open

Item	Description	QTY	Specification
①	Wire	1	2X24AWG+4X26AWG RoHS LF BLACK
②	Connector	1	HR-10A-7P-6S
③	Shrinkable Tube	1	ø6.0
④	Shrinkable Tube	1	ø2.0
⑤	Label	1	Wiring Diagram
⑥	Inner Mold	1	OFM019
⑦	Outer Mold	1	OFM020
⑧	PVC	1	BLACK DWHC-10035 86A

Notes:

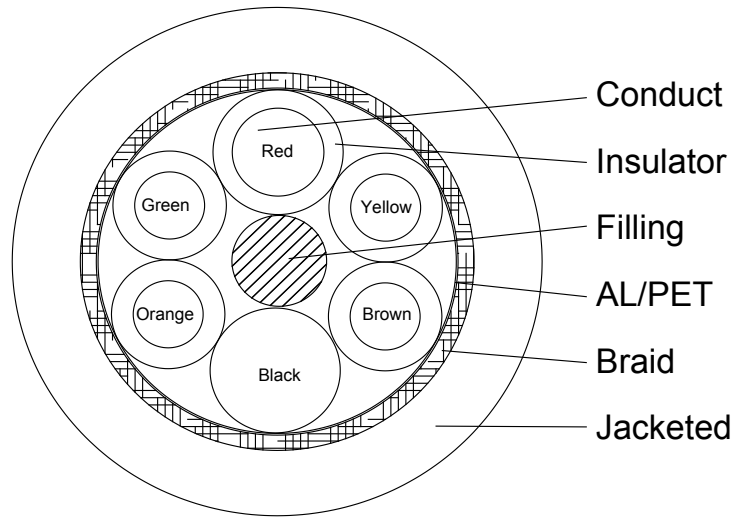
- The specification on the drawing must be completely followed for final finished products.
- Test:
Tonduction: no short-circuit, open circuit, false matching
Tithstand voltage: AC300V/2MA/1second
Insulation: DC:300V/10MΩ/second
Instant Break: 3second
- No Contamination, Damage, Scratch, Deformation.

Unless otherwise specific dimenstions are in milli-meters. Tolerances on the right.			Dim Tolerances x ⁺ . ±5 x.x0.3	Angle Tolerances x ⁺ . ±1° x°±
Drawn XIANG	Date 15JUL2019	Material See Table	Unit MM	Title Hirose 6 Pin Female Right angled-4 to Open Trigger Power High Flex Cable
Checked Eric	Date 15JUL2019	Finish See Table	Scale /	Model NO. OLA-ANA-2-X-XM-4
Approved Eric	Date 15JUL2019	It must not be copied or otherwise disclosed without prior written consent. This document is the property of OKLAB.		



Cable Specification

Drawing



NO.	Insulator Colour
1	Red
2	Green
3	Orange
4	Brown
5	Yellow
6	Black

Model NO.	OLA-ANA-2-X-XM-4 CABLE	Established Date	12JUN2019
Style	2X24AWG+4X26AWG RoHS LF BLACK		
Size	2X24AWG+4X26AWG		
Approbation	UL20276		
Flame Retardant Grade	VW-1		
Conductor	Size	24AWG	26AWG
	Cond. Material	Bare Copper BC	Bare Copper BC
	Construction	41/0.08BC	30/0.08BC
	Diameter	0.59mm	0.51mm
	Tolern	±0.003mm	±0.003mm
Insulation	Material	PVC	PVC
	Diameter	1.09±0.05mm	0.95±0.05mm
	Colour	Red, Black	Yellow, Brown, Orange, Green
Assembly Standed	2X24AWG+4X26AWG		
Shielded	Al/Pet	0.05*10mm	
	Braid	16/7/0.1TC	
	Covered	85% Min	
Jacketed	Material	PVC	
	Diameter	ø5.0±0.3mm	
	Colour	Black (Similar to RAL 9005)	
Electrical Properties	Conductor Resistance	≤87.6 Ω/km 20°C	≤124 Ω/km 20°C
	Test Voltage	500V/1min	500V/1min
	Sparking Voltage	1500V	1500V
Wokring Tempearture	Fixed Installation	-20°C ~ 80°C	
	Moved Installation	-10°C ~ 50°C	
Minimal Bending Radius	Fixed Installation	4 X Cable-ø	
	Moved Installation	8 X Cable-ø	
Printing	Movecable FT1 80°C 30V VW-1 LF RoHS REACH conform		



Cable Vertical Fire Resistance Test Report

Item NO.: 2X24AWG+4X26AWG RoHS LF BLACK

Temperature/Humidity: 25°C / 30%

Test Date: 05NOV2017

Item	Test Conditions	Standard of Criterion	Test Records(Second)								Test Results	Notes
			Cables NO.	Residual Flame 1	Residual Flame 2	Residual Flame 3	Residual Flame 4	Residual Flame 5	Burning Area of Flag %	Igniting of Cotton Layer		
VW-1	<ul style="list-style-type: none"> Flame: Inner flame 40mm, outer flame 125mm, the flame tube forms an angle of 20 degree to the horizontal plane. Flag: The 13mm flag is 250mm above the intersection of the inner and outer flame. Combustion: Single combustion for 15 second and interval 15s as a cycle, 5 cycles are repeated. 	<ul style="list-style-type: none"> A single residual flame does not exceed 60 seconds. No falling ignites absorbent cotton. The burning area of flag does not exceed 25%. 	(1)	15	7	8	10	9	0%	Not Ignited	Not Ignited	
			(2)	23	20	19	15	14	0%	Not Ignited		
			(3)	19	17	20	9	10	0%	Not Ignited		

Test Results: Not Ignited, passed.

Tested	C.Gao
Checked	H.Y.Zhang
Approved	M.Liu



Cable Drag Chain Test Report

Item NO.: 2X24AWG+4X26AWG RoHS LF BLACK

Outer Diameter: 5.0±0.3mm

Temperature/Humidity: 10°C-30°C / 40%H

Test Date: 06JUL2017-20SEP2018

Test Conditions		Test Instrument	CO1
Cable bending coefficient	8xd	Target number of test round trips	20 Million Times
Cable bending radius	40mm		
Stroke	1,000mm		
Speed	60 Sound trips/min		
Acceleration and deceleration	Around 4m/s		

Item NO.	Cables NO.	(1)	(2)	(3)	(4)	(5)	(6)	Avg
2X24AWG+4X26AWG RoHS LF BLACK		20,002,524	20,002,524	20,002,524	20,002,524	20,002,524		20,002,524

Test Results: No disconnection, passed.
 Reach the target test times, stop the test.

Tested	Z.M.L
Checked	H.W.Z
Approved	H.Y.W



Cable Torsion Test Report

Item NO.: 2X24AWG+4X26AWG RoHS LF BLACK

Outer Diameter: 5.0±0.3mm

Temperature/Humidity: 10°C-30°C / 40%H

Test Date: 04Jan2019-06Jan2019

Test Conditions		Test Instrument	YOUER, OUT
Torsion Angle	±180°	Target Number of Test Round Trips	50K Times
Test Length	500mm		
Speed	40 Round trips/min		

Item NO.	Cables NO.	(1)	(2)	(3)	(4)	(5)	(6)	Avg
2X24AWG+4X26AWG RoHS LF BLACK		50,000	50,000	50,000	50,000	50,000		50,000

Test Results: No disconnection, passed.
 Reach the target test times, stop the test.

Tested	Z.M.L
Checked	H.W.Z
Approved	H.Y.W



Cable Flexing Test Report

Item NO.: 2X24AWG+4X26AWG RoHS LF BLACK

Outer Diameter: 5.0±0.3mm

Temperature/Humidity: 10°C-30°C / 40%H

Test Date: 03NOV2017-01APR2018

Test Conditions		Test Instrument	Y02
Bending Speed	60 Times/min	Target Number of Test Round Trips	500K Times
Bending Angle	±90°		
Bending Radius	40mm		
Load	500g		

Item NO.	Cables NO.	(1)	(2)	(3)	(4)	(5)	(6)	Avg
2X24AWG+4X26AWG RoHS LF BLACK		500,772	500,772	500,772	500,772	500,772		500,772

Test Results: No disconnection, passed.
 Reach the target test times, stop the test.

Tested	H.Z
Checked	C.G
Approved	H.Y.W